




ABORTION IS PROVIDED IN 1587 FACILITIES

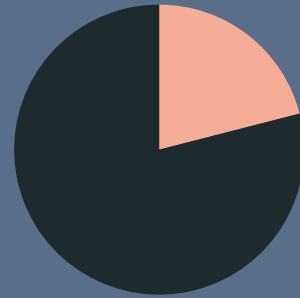
INCLUDING HOSPITALS, PLANNED PARENTHOODS,
INDEPENDENT CLINICS, & PRIVATE DOCTORS' OFFICES

CLINIC PROFESSIONALS INCLUDE



PHYSICIANS, NURSES, MEDICAL ASSISTANTS,
ADMINISTRATIVE PROFESSIONALS AND VOLUNTEERS

LESS THAN **1/4** OF THE

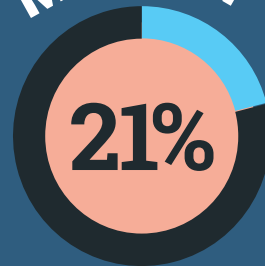


42,720

OBGYNS NATIONWIDE
PERFORMED ABORTIONS
IN 2019

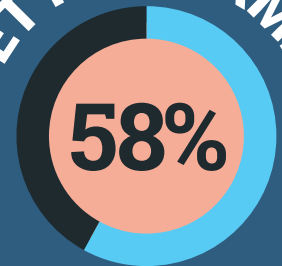
337
INDEPENDENT
UN-AFFILIATED
CLINICS

MAKE UP



21%
OF ALL
FACILITIES

YET PERFORMED



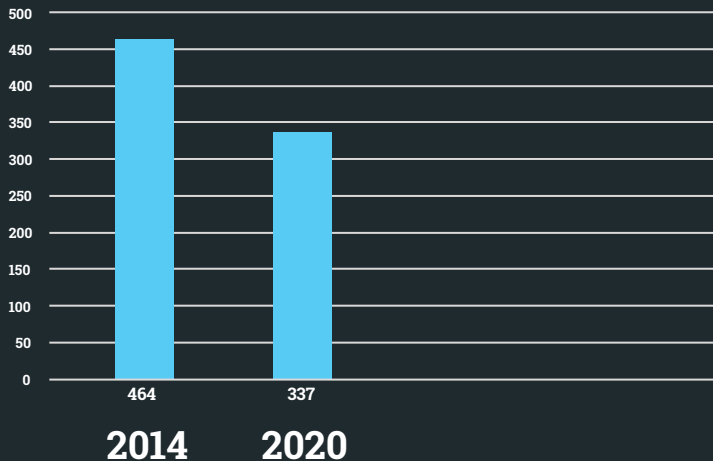
58%
OF ALL
SERVICES IN 2020

THERE ARE
1700
KNOWN PROVIDERS

INCLUDING DOCTORS
WHO TRAVEL ACROSS
STATE LINES TO PROVIDE
ABORTION CARE
IN MORE HOSTILE STATES

127 INDEPENDENT
ABORTION
CLINICS

HAVE CLOSED SINCE 2015



SINCE 2019


41 INDEPENDENT
CLINICS

HAVE CLOSED



76%
OF WHICH


PROVIDED CARE AFTER
THE FIRST TRIMESTER

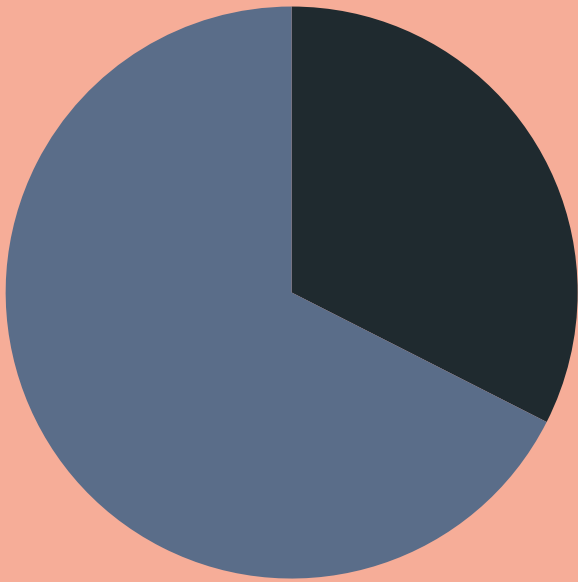
38%  **OF WOMEN***
AGED 15-44

LIVE IN ONE OF THE
89% OF U.S.
COUNTIES
WITH NO CLINICS
PROVIDING ABORTION CARE

*DATA FROM U.S. CENSUS THAT USES SELF-IDENTIFIED GENDER CATEGORIES

IN 27 U.S. CITIES
WITH POPULATIONS
>50,000

PEOPLE HAVE TO TRAVEL
 **MORE THAN**
100 MILES
TO ACCESS THE NEAREST
ABORTION PROVIDER



62%

**OF PEOPLE SEEKING
ABORTION CARE
IDENTIFY AS BLACK, HISPANIC,
ASIAN, OR PACIFIC ISLANDERS**

3/4 OF ABORTION PATIENTS



**WERE LOW
INCOME**

PEOPLE DENIED ABORTIONS ARE



**LESS LIKELY TO BE
EMPLOYED FULL TIME**



**MORE LIKELY TO RECEIVE
PUBLIC ASSISTANCE**

**4X
THE ODDS**

**THAT THE PARENT AND CHILD WILL
LIVE BELOW THE FEDERAL POVERTY LINE**

57% OF
CLINICS

REPORTED AN ANTICIPATED
FINANCIAL LOSS OF AT LEAST
\$25,000 PER MONTH
DUE TO COVID-19




**LOCAL COMMUNITY PROVIDERS
ARE OFTEN AN AFTERTHOUGHT**

THE TOP 20

RECIPIENTS FOR REPRODUCTIVE RIGHTS
FUNDING ARE **NATIONAL GROUPS**



ONLY 22 OF THE 113 CLINICS



IN THE ABORTION CARE NETWORK
ARE REGISTERED NONPROFITS
TOGETHER, THEY RECEIVED \$15 MILLION
FROM PHILANTHROPY (2015-2018)

— **OR LESS THAN** —
\$200,000/YEAR EACH