



# Data Appendix



# Data Appendix

To analyze current giving, NCRP worked with a custom dataset developed with the Foundation Center, which includes detailed information on more than 1,200 of the largest foundations in the United States. The search set is based on the Foundation Center's grants sample database, which includes all grants of \$10,000 or more awarded to organizations by a sample of 1,172 larger foundations for circa 2004, 1,154 for circa 2005, and 1,263 for circa 2006. For community foundations, only discretionary grants are included. Grants to individuals are not included in the file. International grants are included. The center's grants classification system provides much more detail on current giving trends than other data sources.

To establish fair and reasonable benchmarks for this document, NCRP analyzed giving among these foundations across three years to avoid influential outliers in any single year. The three-year timeframe looks at the most recent years for which data are available. It was selected because a foundation practicing exemplary philanthropy should demonstrate consistency over multiple years. Moreover, many foundations look at three- to five-year time horizons to determine their annual grants allocation. The total sample size was 809 foundations that consistently provided information to the Foundation Center on the issues NCRP analyzed for all three years. There likely are many more foundations that meet the benchmarks established by NCRP based on our data analysis but are not included in our sample. This is because those institutions either do not provide detailed data to the Foundation Center or might not have done so consistently in the timeframe from which the NCRP sample was drawn. In other words, being excluded from this sample or not being listed as

meeting the benchmarks NCRP established does not imply that an individual grantmaking institution is not practicing Philanthropy at Its Best.

The sample had a combined three-year average giving of \$14,926,350,872 across 111,218 grants. This figure is the denominator used in NCRP's calculations; if analyzed within giving sub-samples, these figures would be higher and likely overstate the current giving trends. Using the full samples average total giving provides a more comprehensive framework for analyzing the different types of grants. Although some grants are coded for multiple intended beneficiary groups, the total amounts of grantmaking intended to benefit specific populations are not double-counted in the total giving numbers. NCRP also used aggregate statistics from the Foundation Center's annual reports for 1998–2006 as a broader frame in which to analyze our custom dataset. NCRP believes that the three-year combined data set provides the best indicator of current trends in the field. NCRP assumes exclusive responsibility for all data interpretation and metrics established by the data analysis.

## Giving for Marginalized Groups, broadly defined

In the circa 2004–2006 time period from which the NCRP dataset was drawn, in the aggregate, 33.2 percent of all grant dollars were provided for all 11 intended beneficiary groups. That means that approximately \$1 out of every \$3 granted by larger foundations was intended to benefit communities with the least wealth, opportunity or power and that \$2 out of every \$3 granted could *not* be classified as benefiting those communities.

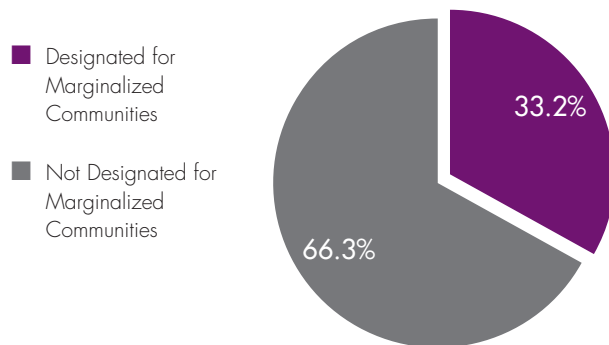
Leading the field, 108 foundations or about 13.35 percent of our sample provided at least 50 percent of

their grant dollars for the intended benefit of marginalized communities. This is the benchmark for Philanthropy at Its Best. A list of all 108 foundations that NCRP found to currently meet or exceed this benchmark can be found immediately below. As noted earlier, some foundations may meet or exceed

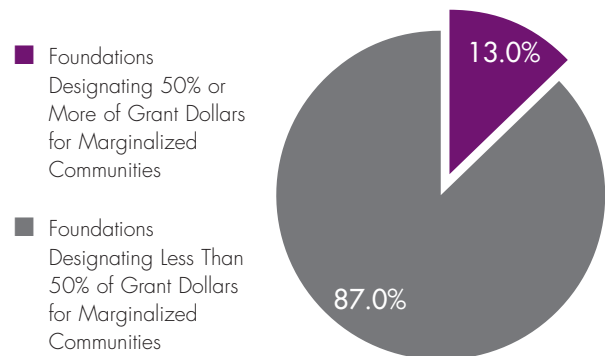
this benchmark and still not be listed here. For example, a grantmaker may not be included in the Foundation Center's database or its grants may not be properly coded.

In analyzing the data for the eleven marginalized groups for which it has data, NCRP identified the

#### PERCENT OF FOUNDATION GRANT DOLLARS DESIGNATED FOR MARGINALIZED COMMUNITIES IN 2004–2006 NCRP SAMPLE



#### PERCENT OF FOUNDATIONS MEETING NCRP'S CRITERIA FOR SUPPORT OF MARGINALIZED COMMUNITIES



#### FOUNDATIONS MEETING NCRP'S CRITERIA FOR PHILANTHROPY AT ITS BEST SUPPORT FOR MARGINALIZED COMMUNITIES

	FOUNDATION NAME	STATE	TYPE	%
1	The James H. and Alice Teubert Charitable Trust	WV	Independent	100.0
2	The John M. Lloyd Foundation	CA	Independent	100.0
3	The Melville Charitable Trust	MA	Independent	99.7
4	The Retirement Research Foundation	IL	Independent	98.8
5	The Corella & Bertram F. Bonner Foundation, Inc.	NJ	Independent	97.4
6	Avon Foundation	NY	Corporate	97.0
7	Lavelle Fund for the Blind, Inc.	NY	Independent	95.1
8	van Ameringen Foundation, Inc.	NY	Independent	94.5
9	Marguerite Casey Foundation	WA	Independent	92.5
10	Oberkotter Foundation	PA	Independent	91.4
11	The Annie E. Casey Foundation	MD	Independent	86.0
12	Northwest Area Foundation	MN	Independent	84.4
13	New York Foundation	NY	Independent	84.3
14	The California Endowment	CA	Independent	84.2
15	The California Wellness Foundation	CA	Independent	83.8
16	Kimberly-Clark Foundation, Inc.	TX	Corporate	81.2
17	Essel Foundation, Inc.	NY	Independent	79.3
18	Tiger Foundation	NY	Independent	79.2
19	Fannie Mae Foundation	DC	Corporate	78.7
20	Moriah Fund	DC	Independent	78.5
21	The Gap Foundation	CA	Corporate	78.4
22	The Gill Foundation	CO	Independent	77.6
23	Fischer Family Foundation	KY	Independent	77.5
24	The F. B. Heron Foundation	NY	Independent	77.2

**FOUNDATIONS MEETING NCRP'S CRITERIA FOR PHILANTHROPY AT ITS BEST  
SUPPORT FOR MARGINALIZED COMMUNITIES (CONTINUED)**

	FOUNDATION NAME	STATE	TYPE	%
25	The Edna McConnell Clark Foundation	NY	Independent	76.2
26	Kate B. Reynolds Charitable Trust	NC	Independent	75.7
27	Otto Bremer Foundation	MN	Independent	75.6
28	The Kimball Foundation	CA	Independent	75.6
29	Freddie Mac Foundation	VA	Corporate	75.5
30	Great Bay Foundation for Social Entrepreneurship	ME	Independent	75.2
31	B. C. McCabe Foundation	CA	Independent	74.4
32	Con Alma Health Foundation, Inc.	NM	Independent	72.6
33	Jessie Smith Noyes Foundation, Inc.	NY	Independent	72.3
34	The Skillman Foundation	MI	Independent	71.7
35	JEHT Foundation	NY	Independent	71.5
36	Public Welfare Foundation, Inc.	DC	Independent	71.5
37	The Hyams Foundation, Inc.	MA	Independent	69.5
38	California Community Foundation	CA	Community	69.4
39	John D. & Edna Hofer Trust	SD	Independent	68.2
40	The Community Foundation Serving Richmond & Central Virginia	VA	Community	68.1
41	Evelyn and Walter Haas, Jr. Fund	CA	Independent	67.3
42	The Sunshine Lady Foundation, Inc.	NC	Independent	66.8
43	Steven A. and Alexandra M. Cohen Foundation	CT	Independent	66.5
44	The Gamble Foundation	CA	Independent	66.2
45	Eugene and Agnes E. Meyer Foundation	DC	Independent	65.3
46	The Pinkerton Foundation	NY	Independent	65.3
47	The Abell Foundation, Inc.	MD	Independent	65.2
48	The Tudor Foundation, Inc.	CT	Independent	65.0
49	Carrie Estelle Doheny Foundation	CA	Independent	64.9
50	The Winston-Salem Foundation	NC	Community	64.7
51	The Susan Thompson Buffett Foundation	NE	Independent	64.5
52	The Cleo Foundation	CA	Independent	64.2
53	Weingart Foundation	CA	Independent	64.0
54	Lumina Foundation for Education, Inc.	IN	Independent	63.9
55	The Rockefeller Foundation	NY	Independent	63.8
56	Bill & Melinda Gates Foundation	WA	Independent	63.7
57	The Coca-Cola Foundation, Inc.	GA	Corporate	63.7
58	Philip L. Graham Fund	DC	Independent	63.5
59	The Ira W. DeCamp Foundation	NY	Independent	63.4
60	Levi Strauss Foundation	CA	Corporate	62.9
61	Nina Mason Pulliam Charitable Trust	IN	Independent	62.7
62	Altman Foundation	NY	Independent	62.3
63	Manoogian Simone Foundation	MI	Independent	62.2
64	Pleasant T. Rowland Foundation, Inc.	WI	Independent	62.0
65	Raskob Foundation for Catholic Activities, Inc.	DE	Independent	61.8
66	Helena Rubinstein Foundation, Inc.	NY	Independent	61.1
67	Robert Sterling Clark Foundation, Inc.	NY	Independent	60.4
68	Foundation for Child Development	NY	Independent	59.8
69	The Bothin Foundation	CA	Independent	59.7
70	Connecticut Health Foundation, Inc.	CT	Independent	59.5

**FOUNDATIONS MEETING NCRP'S CRITERIA FOR PHILANTHROPY AT ITS BEST  
SUPPORT FOR MARGINALIZED COMMUNITIES (CONTINUED)**

	FOUNDATION NAME	STATE	TYPE	%
71	John W. Anderson Foundation	IN	Independent	58.9
72	The Clark Foundation	NY	Independent	58.4
73	Topfer Family Foundation	TX	Independent	57.8
74	Eckerd Family Foundation, Inc.	FL	Independent	57.6
75	Rockwell Fund, Inc.	TX	Independent	57.2
76	The Atlantic Foundation of New York	NY	Independent	57.1
77	The Goldsbury Foundation	TX	Independent	56.5
78	Cisco Systems Foundation	CA	Corporate	56.2
79	Community Foundation for Monterey County	CA	Community	56.0
80	The Prudential Foundation	NJ	Corporate	56.0
81	Kalamazoo Community Foundation	MI	Community	55.9
82	Conrad N. Hilton Foundation	NV	Independent	55.8
83	Norwin S. and Elizabeth N. Bean Foundation	NH	Independent	55.6
84	Bush Foundation	MN	Independent	54.5
85	Lozier Foundation	NE	Independent	54.4
86	W. K. Kellogg Foundation	MI	Independent	54.3
87	Michael Reese Health Trust	IL	Independent	54.3
88	The Sandy River Charitable Foundation	ME	Independent	54.2
89	The Baltimore Community Foundation	MD	Community	53.9
90	Woods Charitable Fund, Inc.	NE	Independent	53.2
91	Helen Bader Foundation, Inc.	WI	Independent	53.2
92	Grousbeck Family Foundation	CA	Independent	52.7
93	Mertz Gilmore Foundation	NY	Independent	52.3
94	The Ford Foundation	NY	Independent	52.2
95	Victoria Foundation, Inc.	NJ	Independent	52.1
96	Amelia Peabody Foundation	MA	Independent	52.0
97	Polk Bros. Foundation, Inc.	IL	Independent	51.6
98	The Case Foundation	DC	Independent	51.5
99	Eva L. and Joseph M. Bruening Foundation	OH	Independent	51.2
100	The Achelis Foundation	NY	Independent	51.1
101	Albert & Bessie Mae Kronkosky Charitable Foundation	TX	Independent	51.0
102	S. H. Cowell Foundation	CA	Independent	51.0
103	F. R. Bigelow Foundation	MN	Independent	50.5
104	The ALSAM Foundation	UT	Independent	50.5
105	McInerney Foundation	HI	Independent	50.2
106	The Morris and Gwendolyn Cafritz Foundation	DC	Independent	50.1
107	Houston Endowment Inc.	TX	Independent	50.0
108	Delaware Community Foundation	DE	Community	50.0

following giving trends across special population groups. The aggregate statistics presented immediately after this analysis are drawn from the Foundation Center's annual reports for 1998–2006 as a broader frame in which to analyze NCRP's custom data. NCRP identified marginalized group-specific field leaders that are listed after the aggregate statistics.

1. **Economically disadvantaged:** In NCRP's sample, 737 of the 809 foundations comprising 91.1 percent of the sample provided at least some grants intended to benefit the economically disadvantaged directly. Within the subset of 737 foundations that provided grants for this intended beneficiary group, the huge variability obscured by aggregated data is stark: for example, the range for

the top ten foundations is 63.4–97.4 percent.

2. **Racial or ethnic minorities:** In analyzing giving trends for racial or ethnic minorities, 664 of the full sample of 809 foundations provided grants intended to benefit this group. The aggregate numbers for grantmaking intended to benefit racial or ethnic minorities as a share of overall giving are disappointingly low: less than 8 percent (7.78) of all grant dollars were intended to benefit racial or ethnic minorities. A disappointingly low proportion, less than 5 percent (4.57), of NCRP's total sample provided 25 percent or more for the intended benefit of racial or ethnic minorities.
3. **Women and girls:** 715 foundations provided grants classified to benefit women and girls. Unsurprisingly, the Avon Foundation tops the list with 96 percent of grant dollars given for the intended benefit of women and girls. The leading 25 foundations as a percentage of grant dollars to benefit women and girls provide between 20.2 and 96 percent.
4. **People with AIDS:** 323 foundations made grants for this population group. Fully 240 foundations comprising this subsample, or roughly three-quarters (74.3 percent), provided less than 1 percent of their grants as intended to benefit people with AIDS. The range of the top ten foundations here is 8.2 to 98.2 percent.
5. **People with disabilities:** 692 foundations of our sample provided grant dollars to benefit people with disabilities. The James and Alice Teubert Charitable Trust leads with 100 percent of grant dollars devoted to this cause. The top 25 funders by the percentage granted to benefit people with disabilities gave from 17.2 to 100 percent of grant dollars.
6. **Aging, elderly, senior citizens:** A total of 555 foundations made grants for this beneficiary group. The Retirement Research Foundation tops the list at 97.8 percent of its grant dollars to benefit the aging and elderly. The top 25 funders by the percentage devoted to this area shows high variability from 9.6 to 97.8 percent.
7. **Immigrants & Refugees:**<sup>430</sup> 385 foundations, some 47.58 percent of our overall sample, provided funds to benefit immigrants and refugees. The range for the top 25 funders in terms of proportion of grants made to benefit immigrants and refugees shows high variability, with a lower bound of 5.8 percent and an upper bound of 40.3 percent.
8. **Crime/Abuse victims:** 536 foundations from our sample provide grants intended to benefit crime or

abuse victims. This subsample represents almost two-thirds of our total sample (66.25 percent), indicating that many foundations devote at least some resources to support this vulnerable population group.

9. **Offenders and ex-offenders:** 367 of our 809 foundations provided grants to benefit offenders and ex-offenders. There is huge variability among the top 25 funders, indicating there are very few funders who prioritize giving to this group.
10. **Single parents:** 189 foundations in our sample provided grants to benefit single parents. Only 20 foundations provided 1 percent or more of their grant dollars for single parents, demonstrating that support for single parents is not a high priority for many foundations.
11. **LGBTQ citizens:**<sup>431</sup> 173 foundations or just over 21 percent of our sample provided grants intended to benefit the LGBTQ population. Grantmaking for LGBTQ populations is highly concentrated as demonstrated by the range of the top ten funders for this population group: 2.2 to 61.7 percent.

**AGGREGATE STATISTICS: GIVING BY INTENDED BENEFICIARY GROUP IN THE NCRP SAMPLE COMPARED TO NATIONAL LONGITUDINAL TRENDS**

INTENDED BENEFICIARY GROUP <sup>432</sup>	LOWEST AND HIGHEST SINGLE YEAR PERCENT OF ALL GRANTS AWARDED (1998-2006) <sup>433</sup>	PERCENT OF GRANTS AWARDED IN THE 2004–2006 NCRP SAMPLE
Economically disadvantaged	11.7–21.2	19.9
Ethnic and racial minorities	7.0–9.9	7.8
Women and girls	5.2–7.3	6.1
People with AIDS	0.5–5.2	3.3
People with disabilities	2.8–4.0	2.9
Aging, elderly, senior citizens	1.6–2.1	1.5
Immigrants and refugees	0.7–1.1	1.0
Crime or abuse victims	0.8–1.6	0.9
Offenders and ex-offenders	0.3–0.7	0.7
LGBTQ	0.1	0.2
Single parents	0.1–0.2	0.1
<b>TOTAL</b>		<b>33.2</b>

**TOP 25 FUNDERS OF ECONOMICALLY DISADVANTAGED COMMUNITIES  
(AS A PROPORTION OF TOTAL GIVING)**

	FOUNDATION NAME	STATE	TYPE	%
1	The Corella & Bertram F. Bonner Foundation, Inc.	NJ	Independent	97.4
2	The Melville Charitable Trust	MA	Independent	91.9
3	The Annie E. Casey Foundation	MD	Independent	78.1
4	Northwest Area Foundation	MN	Independent	74.3
5	Fannie Mae Foundation	DC	Corporate	71.7
6	Marguerite Casey Foundation	WA	Independent	71.7
7	The F. B. Heron Foundation	NY	Independent	71.6
8	Tiger Foundation	NY	Independent	71.0
9	John D. & Edna Hofer Trust	SD	Independent	66.4
10	The Kimball Foundation	CA	Independent	64.7
11	The Gamble Foundation	CA	Independent	63.4
12	Kate B. Reynolds Charitable Trust	NC	Independent	63.3
13	The California Endowment	CA	Independent	61.0
14	California Community Foundation	CA	Community	60.0
15	The Rockefeller Foundation	NY	Independent	58.1
16	Kimberly-Clark Foundation, Inc.	TX	Corporate	57.1
17	Freddie Mac Foundation	VA	Corporate	56.4
18	The California Wellness Foundation	CA	Independent	53.4
19	Lumina Foundation for Education, Inc.	IN	Independent	53.0
20	van Ameringen Foundation, Inc.	NY	Independent	52.7
21	The Sandy River Charitable Foundation	ME	Independent	52.2
22	The Ira W. DeCamp Foundation	NY	Independent	51.9
23	The Abell Foundation, Inc.	MD	Independent	50.9
24	The Clark Foundation	NY	Independent	50.0
25	Jessie Smith Noyes Foundation, Inc.	NY	Independent	49.8

**TOP 10 FUNDERS OF ETHNIC AND RACIAL MINORITY COMMUNITIES  
(AS A PROPORTION OF TOTAL GIVING)**

	FOUNDATION NAME	STATE	TYPE	%
1	Kimberly-Clark Foundation, Inc.	TX	Corporate	64.5
2	Marguerite Casey Foundation	WA	Independent	56.3
3	The Skillman Foundation	MI	Independent	56.3
4	Manoogian Simone Foundation	MI	Independent	55.7
5	Lumina Foundation for Education, Inc.	IN	Independent	49.7
6	Northwest Area Foundation	MN	Independent	49.1
7	New York Foundation	NY	Independent	46.9
8	Jessie Smith Noyes Foundation, Inc.	NY	Independent	46.4
9	The California Endowment	CA	Independent	46.1
10	Moriah Fund	DC	Independent	43.2



**TOP 10 FUNDERS OF WOMEN & GIRLS  
(AS A PROPORTION OF TOTAL GIVING)**

	FOUNDATION NAME	STATE	TYPE	%
1	Avon Foundation	NY	Corporate	96.0
2	Fischer Family Foundation	KY	Independent	65.8
3	Pleasant T. Rowland Foundation, Inc.	WI	Independent	62.0
4	The Susan Thompson Buffett Foundation	NE	Independent	51.9
5	John W. Anderson Foundation	IN	Independent	44.6
6	Robert Sterling Clark Foundation, Inc.	NY	Independent	44.1
7	B. C. McCabe Foundation	CA	Independent	40.2
8	McAdams Charitable Foundation	RI	Independent	35.1
9	Compton Foundation, Inc.	CA	Independent	33.1
10	The Bristol-Myers Squibb Foundation, Inc.	NY	Corporate	31.6

**TOP 5 FUNDERS OF PEOPLE WITH AIDS  
(AS A PROPORTION OF TOTAL GIVING)**

	FOUNDATION NAME	STATE	TYPE	%
1	The John M. Lloyd Foundation	CA	Independent	98.2
2	The Bristol-Myers Squibb Foundation, Inc.	NY	Corporate	37.5
3	Irene Diamond Fund	NY	Independent	32.0
4	The Merck Company Foundation	NJ	Corporate	24.3
5	Bill & Melinda Gates Foundation	WA	Independent	21.5

**TOP 5 FUNDERS OF PEOPLE WITH DISABILITIES  
(AS A PROPORTION OF TOTAL GIVING)**

	FOUNDATION NAME	STATE	TYPE	%
1	The James H. and Alice Teubert Charitable Trust	WV	Independent	100.0
2	Lavelle Fund for the Blind, Inc.	NY	Independent	64.2
3	Oberkotter Foundation	PA	Independent	90.9
4	Essel Foundation, Inc.	NY	Independent	79.3
5	van Ameringen Foundation, Inc.	NY	Independent	74.5

**TOP 5 FUNDERS OF AGING, THE ELDERLY & SENIOR CITIZENS  
(AS A PROPORTION OF TOTAL GIVING)**

	FOUNDATION NAME	STATE	TYPE	%
1	The Retirement Research Foundation	IL	Independent	97.8
2	The Fan Fox and Leslie R. Samuels Foundation, Inc.	NY	Independent	39.2
3	Mary Stuart Rogers Foundation	CA	Independent	38.4
4	The Atlantic Foundation of New York	NY	Independent	34.5
5	The Ellison Medical Foundation	MD	Independent	24.6

**TOP 5 FUNDERS OF IMMIGRANT & REFUGEE COMMUNITIES  
(AS A PROPORTION OF TOTAL GIVING)**

	FOUNDATION NAME	STATE	TYPE	%
1	Foundation for Child Development	NY	Independent	40.3
2	New York Foundation	NY	Independent	30.2
3	Moriah Fund	DC	Independent	19.8
4	The California Endowment	CA	Independent	13.0
5	Evelyn and Walter Haas, Jr. Fund	CA	Independent	12.9

**TOP 5 FUNDERS OF CRIME & ABUSE VICTIMS  
(AS A PROPORTION OF TOTAL GIVING)**

	FOUNDATION NAME	STATE	TYPE	%
1	The Goldsbury Foundation	TX	Independent	24.7
2	The Sunshine Lady Foundation, Inc.	NC	Independent	18.8
3	The Coca-Cola Foundation, Inc.	GA	Corporate	17.8
4	Topfer Family Foundation	TX	Independent	16.0
5	Freddie Mac Foundation	VA	Corporate	14.7

**TOP 5 FUNDERS OF OFFENDERS & EX-OFFENDERS  
(AS A PROPORTION OF TOTAL GIVING)**

	FOUNDATION NAME	STATE	TYPE	%
1	JEHT Foundation	NY	Independent	57.7
2	Lord Rudolph Spanier Foundation, Inc.	VT	Independent	20.5
3	Open Society Institute	NY	Operating	18.5
4	The Abell Foundation, Inc.	MD	Independent	15.6
5	The Edna McConnell Clark Foundation	NY	Independent	14.7

**TOP 5 FUNDERS OF SINGLE PARENTS  
(AS A PROPORTION OF TOTAL GIVING)**

	FOUNDATION NAME	STATE	TYPE	%
1	Woods Charitable Fund, Inc.	NE	Independent	5.4
2	Mathile Family Foundation	OH	Independent	4.0
3	Topfer Family Foundation	TX	Independent	3.1
4	The Community Foundation of Greater Chattanooga, Inc.	TN	Community	2.5
5	Albert & Bessie Mae Kronkosky Charitable Foundation	TX	Independent	2.3

**TOP 5 FUNDERS OF LGBTQ COMMUNITIES  
(AS A PROPORTION OF TOTAL GIVING)**

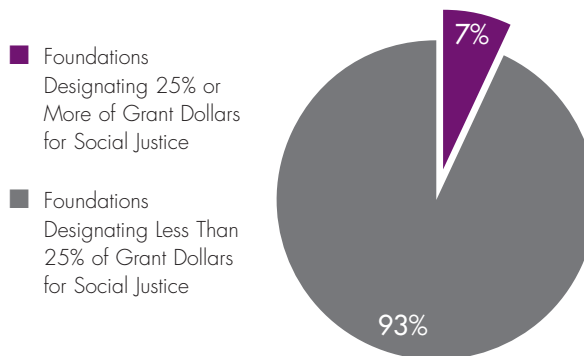
	FOUNDATION NAME	STATE	TYPE	%
1	The Gill Foundation	CO	Independent	61.7
2	Evelyn and Walter Haas, Jr. Fund	CA	Independent	16.6
3	Arcus Foundation	MI	Independent	13.7
4	Mertz Gilmore Foundation	NY	Independent	11.9
5	The John M. Lloyd Foundation	CA	Independent	6.4

### Giving for advocacy, organizing and civic engagement

To look more closely at current giving in advocacy, community organizing and civic engagement, NCRP analyzed disaggregated data in social justice grantmaking that we used as a proxy for this work. Grants that meet the social justice definition described in this chapter and in the Foundation Center’s publications on social justice grantmaking are included.<sup>434</sup> Because the Center tracks only larger foundations, there very likely are many more foundations—such as the Woods Fund of Chicago and the Liberty Hill Foundation of Los Angeles—that fund social justice work that are not included in our sample. The list drew the leading social justice grantmakers from the Foundation Center’s database<sup>435</sup> with sufficient data to be included in our analysis of systems or structural change grants. Some foundations could not be included in the analysis because they did not provide data for all three years.

NCRP’s analysis of social justice grantmaking as a share of overall grantmaking demonstrates great variability among the leading U.S. social justice grantmakers. In the aggregate, 682 (84 percent) of our total sample of 809 foundations made at least one social justice related grant during the three-year time period; average giving over three years was \$1,549,135,953, comprising 11,958 grants. Though 84 percent of the sample made at least one social jus-

### PERCENT OF FOUNDATIONS MEETING NCRP’S CRITERIA FOR ADVOCACY, ORGANIZING AND CIVIC ENGAGEMENT



...tice grant in the time period analyzed, many did so at very low levels.

Leading the field, 56 foundations, or about 6.9 percent of our sample, provided at least 25 percent of their grant dollars for social justice. This is the benchmark for Philanthropy at Its Best.<sup>436</sup> A list of all 56 foundations that currently meet or exceed this benchmark can be found immediately following. As noted earlier, some foundations may meet or exceed this benchmark and still not be listed here. For example, a grantmaker may not be included in the Foundation Center’s database or its grants may not be coded properly.

### FOUNDATIONS MEETING NCRP’S CRITERIA FOR PHILANTHROPY AT ITS BEST SOCIAL JUSTICE GRANTMAKING (AS A PROPORTION OF TOTAL GIVING)

	FOUNDATION NAME	STATE	TYPE	%
1	The Melville Charitable Trust	MA	Independent	81
2	Moriah Fund	DC	Independent	76.9
3	Marguerite Casey Foundation	WA	Independent	76.9
4	Northwest Area Foundation	MN	Independent	74.5
5	Jessie Smith Noyes Foundation, Inc.	NY	Independent	70.9
6	JEHT Foundation	NY	Independent	65.5
7	The Annie E. Casey Foundation	MD	Independent	62.6
8	Fannie Mae Foundation	DC	Corporate	62.3
9	Mertz Gilmore Foundation	NY	Independent	61
10	The F. B. Heron Foundation	NY	Independent	60.7
11	New York Foundation	NY	Independent	60.2
12	Robert Sterling Clark Foundation, Inc.	NY	Independent	59.3
13	The Gill Foundation	CO	Independent	55.3
14	Public Welfare Foundation, Inc.	DC	Independent	54.9
15	The Ford Foundation	NY	Independent	54.1

**FOUNDATIONS MEETING NCRP'S CRITERIA FOR PHILANTHROPY AT ITS BEST  
SOCIAL JUSTICE GRANTMAKING (AS A PROPORTION OF TOTAL GIVING) (CONTINUED)**

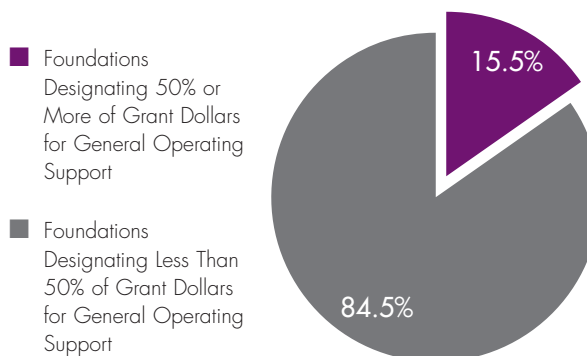
FOUNDATION NAME	STATE	TYPE	%
16 Evelyn and Walter Haas, Jr. Fund	CA	Independent	52.1
17 The Rockefeller Foundation	NY	Independent	48.5
18 The John M. Lloyd Foundation	CA	Independent	48.4
19 The California Endowment	CA	Independent	47.7
20 The Commonwealth Fund	NY	Independent	47.1
21 John D. and Catherine T. MacArthur Foundation	IL	Independent	46.4
22 The Fund for New Jersey	NJ	Independent	45.8
23 Z. Smith Reynolds Foundation, Inc.	NC	Independent	45.3
24 Open Society Institute	NY	Operating	44.4
25 Compton Foundation, Inc.	CA	Independent	43
26 Wallace Alexander Gerbode Foundation	CA	Independent	41.6
27 W. K. Kellogg Foundation	MI	Independent	40.1
28 Charles Stewart Mott Foundation	MI	Independent	37.8
29 Bauman Family Foundation, Inc.	DC	Independent	36.9
30 The Hyams Foundation, Inc.	MA	Independent	36.7
31 The John Merck Fund	MA	Independent	35.7
32 Otto Bremer Foundation	MN	Independent	34.4
33 The Overbrook Foundation	NY	Independent	34
34 The Retirement Research Foundation	IL	Independent	33.4
35 The California Wellness Foundation	CA	Independent	33.2
36 Lumina Foundation for Education, Inc.	IN	Independent	32.8
37 Foundation for Seacoast Health	NH	Independent	31.3
38 The Case Foundation	DC	Independent	30.7
39 The Joyce Foundation	IL	Independent	29.9
40 Carnegie Corporation of New York	NY	Independent	29.5
41 van Ameringen Foundation, Inc.	NY	Independent	29.5
42 Levi Strauss Foundation	CA	Corporate	29.5
43 The Atlantic Foundation of New York	NY	Independent	29.2
44 The San Diego Foundation	CA	Community	28.7
45 Citi Foundation	NY	Corporate	28.4
46 The Nathan Cummings Foundation	NY	Independent	28.1
47 Foundation for Child Development	NY	Independent	27.8
48 The Sandy River Charitable Foundation	ME	Independent	27.5
49 William T. Grant Foundation	NY	Independent	27.1
50 John S. and James L. Knight Foundation	FL	Independent	26.8
51 The Coca-Cola Foundation, Inc.	GA	Corporate	26.4
52 The James Irvine Foundation	CA	Independent	26
53 The McKnight Foundation	MN	Independent	25.9
54 S. H. Cowell Foundation	CA	Independent	25.9
55 Alan B. Slifka Foundation, Inc.	NY	Independent	25.5
56 Rockefeller Brothers Fund, Inc.	NY	Independent	25.3

### Giving for general operating support

To ensure that our *Criteria for Philanthropy at Its Best* is informed by current practice, NCRP worked with the Foundation Center to produce a custom dataset on general operating support and multi-year funding. The dataset reported disaggregated foundation giving by types of support for a three-year period from circa 2004–2006. The resulting data present a reasonably reliable picture of the percentage of grants or grant dollars each foundation gave based on the two types of support NCRP’s analysis identified as associated with positive investments in the health, growth and effectiveness of its grantee partners.

Of the 809 foundations in NCRP’s total sample, 617 provided at least some grant dollars for general operating support.<sup>437</sup> In the aggregate, 16.2 percent of grant dollars were provided for general support. The 50 foundations that provided the highest proportion of their grant dollars for general operating support gave more than 90 percent of their grant dollars over all three years for general support. These grantmakers comprise just over 6 percent (6.18) of the total NCRP sample. Within this subsample, 30 foundations provided fully 100 percent of their grant dollars for this type of support. These 30 foundations comprise just below 4 percent (3.70) of the total NCRP sample. Leading the field, 125 foundations, or about 15.5 percent of the NCRP sample, provided at least 50 percent of their grant dollars for general operating support.

### PERCENT OF FOUNDATIONS MEETING NCRP’S CRITERIA FOR GENERAL OPERATING SUPPORT



This is the benchmark for *Philanthropy at Its Best*. It is possible that individual grantmakers that are not included in this list meet the 50 percent benchmark. If a foundation is not included in the lists of “field leaders,” this is the result of either not being part of the database from which the NCRP sample was drawn or because that foundation did not provide data consistently over the timeframe of the analysis. It also is possible that a foundation made general support grants that were not coded properly. In short, exclusion does not imply that a grantmaker is not providing the types of support essential to improving effectiveness.

### FOUNDATIONS MEETING NCRP’S CRITERIA FOR PHILANTHROPY AT ITS BEST GENERAL OPERATING SUPPORT (AS A PROPORTION OF TOTAL GIVING)

	FOUNDATION NAME	STATE	TYPE	%
1	Aspen Foundation, Inc.	NJ	Independent	100.0
2	The Lerner Foundation	OH	Independent	100.0
3	JHJ Foundation, Inc.	NJ	Independent	100.0
4	The William K. Warren Foundation	OK	Independent	100.0
5	Emerson Charitable Trust	MO	Corporate	100.0
6	Comer Science & Education Foundation	IL	Independent	100.0
7	Beatrice P. Delany Charitable Trust	DE	Independent	100.0
8	Jurodin Fund, Inc.	DE	Independent	100.0
9	Mary Stuart Rogers Foundation	CA	Independent	100.0
10	S & G Foundation, Inc.	WY	Independent	100.0
11	Jack N. and Lilyan Mandel Foundation	OH	Independent	100.0
12	The Gottesman Fund	DC	Independent	100.0
13	Covenant Foundation, Inc.	TX	Independent	100.0
14	The Smart Family Foundation	CT	Independent	100.0
15	Manoogian Simone Foundation	MI	Independent	100.0
16	James H. Clark Charitable Foundation	NV	Independent	100.0

**FOUNDATIONS MEETING NCRP'S CRITERIA FOR PHILANTHROPY AT ITS BEST  
GENERAL OPERATING SUPPORT (AS A PROPORTION OF TOTAL GIVING) (CONTINUED)**

	FOUNDATION NAME	STATE	TYPE	%
17	The Larry L. Hillblom Foundation, Inc.	CA	Independent	100.0
18	Grousbeck Family Foundation	CA	Independent	100.0
19	John R. McCune Charitable Trust	PA	Independent	100.0
20	Irene W. & C. B. Pennington Foundation	LA	Independent	100.0
21	Mote Scientific Foundation, Inc.	FL	Independent	100.0
22	Essel Foundation, Inc.	NY	Independent	100.0
23	Ann and Robert H. Lurie Foundation	IL	Independent	100.0
24	The MCJ Foundation	NJ	Independent	100.0
25	The Arthur and Rochelle Belfer Foundation, Inc.	NY	Independent	100.0
26	Dick & Betsy DeVos Foundation	MI	Independent	100.0
27	Mitzi & Warren Eisenberg Family Foundation, Inc.	NJ	Independent	100.0
28	The ALS Foundation	UT	Independent	100.0
29	Fischer Family Foundation	KY	Independent	100.0
30	NCC Charitable Foundation	OH	Corporate	100.0
31	Leslie H. Wexner Charitable Fund	NY	Independent	99.9
32	Dan Murphy Foundation	CA	Independent	99.9
33	The Shubert Foundation, Inc.	NY	Independent	99.6
34	Susan & Leonard Feinstein Foundation	NY	Independent	99.3
35	George W. Mergens Foundation	VT	Independent	99.3
36	The Richard and Helen DeVos Foundation	MI	Independent	99.0
37	E. L. and Thelma Gaylord Foundation	OK	Independent	99.0
38	Bradley-Turner Foundation, Inc.	GA	Independent	99.0
39	Pritzker Foundation	IL	Independent	99.0
40	The Mosaic Fund	NY	Independent	98.1
41	Rath Foundation, Inc.	WI	Independent	97.4
42	Boeing-McDonnell Foundation	MO	Corporate	96.9
43	John J. and Mary R. Schiff Foundation	OH	Independent	96.5
44	Lewis B. & Dorothy Cullman Foundation, Inc.	NY	Independent	96.0
45	The Anne and Henry Zarrow Foundation	OK	Independent	96.0
46	The Pinkerton Foundation	NY	Independent	95.8
47	John W. Anderson Foundation	IN	Independent	94.6
48	The Abramson Family Foundation	FL	Independent	94.5
49	S. J. & Jessie E. Quinney Foundation	UT	Independent	94.1
50	Citizens Charitable Foundation	RI	Corporate	91.8
51	Arcus Foundation	MI	Independent	89.3
52	D & DF Foundation	CA	Independent	89.3
53	Orville D. & Ruth A. Merillat Foundation	MI	Independent	86.3
54	Browning-Kimball Foundation	MT	Independent	86.1
55	The MBNA Foundation	DE	Corporate	84.8
56	Duke Energy Foundation	NC	Corporate	80.7
57	J. Roderick MacArthur Foundation	IL	Independent	80.1
58	Mathile Family Foundation	OH	Independent	79.4
59	Mary Flagler Cary Charitable Trust	NY	Independent	79.1
60	The Murphy Foundation	AR	Independent	78.6
61	Boston Foundation, Inc.	MA	Community	78.3
62	Community Foundation of Greater Memphis	TN	Community	77.7
63	Bernard & Irene Schwartz Foundation, Inc.	NY	Independent	77.2

**FOUNDATIONS MEETING NCRP'S CRITERIA FOR PHILANTHROPY AT ITS BEST  
GENERAL OPERATING SUPPORT (AS A PROPORTION OF TOTAL GIVING) (CONTINUED)**

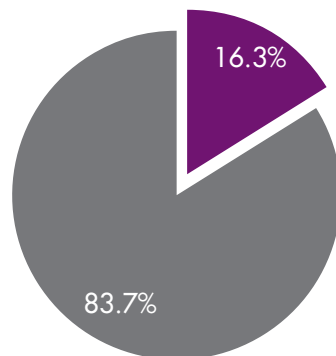
	FOUNDATION NAME	STATE	TYPE	%
64	The Dibner Fund, Inc.	CT	Independent	77.1
65	The Flatley Foundation	MA	Independent	76.8
66	Steven A. and Alexandra M. Cohen Foundation	CT	Independent	76.3
67	The Ambrose Monell Foundation	NY	Independent	74.5
68	The Oak Foundation U.S.A.	ME	Independent	74.4
69	Gladys and Roland Harriman Foundation	NY	Independent	73.9
70	Hazel Ruby McQuain Charitable Trust	WV	Independent	72.2
71	Hess Foundation, Inc.	NJ	Independent	71.2
72	BP Foundation, Inc.	IL	Corporate	70.8
73	The John W. Kluge Foundation	MD	Independent	69.1
74	Merrill Lynch & Co. Foundation, Inc.	NY	Corporate	68.7
75	The F. B. Heron Foundation	NY	Independent	68.6
76	The AVI CHAI Foundation	NY	Independent	67.9
77	The Holland Foundation	NE	Independent	67.1
78	Winthrop Rockefeller Trust	AR	Independent	67.0
79	Verizon Foundation	NJ	Corporate	66.8
80	The Carthage Foundation	PA	Independent	66.3
81	The Crawford Taylor Foundation	MO	Independent	66.3
82	Jessie Smith Noyes Foundation, Inc.	NY	Independent	66.6
83	The May Department Stores Foundation	OH	Corporate	66.0
84	The William H. Donner Foundation	NY	Independent	65.3
85	The Marcus Foundation, Inc.	GA	Independent	64.9
86	Public Welfare Foundation, Inc.	DC	Independent	63.1
87	Sue and Edgar Wachenheim Foundation	NY	Independent	63.0
88	Skirball Foundation	NY	Independent	62.9
89	The L. E. Phillips Family Foundation, Inc.	DE	Independent	62.4
90	The Batchelor Foundation, Inc.	FL	Corporate	62.0
91	Ted Arison Charitable Trust	FL	Independent	62.0
92	William K. Bowes, Jr. Foundation	CA	Independent	61.8
93	The Jacob and Hilda Blaustein Foundation, Inc.	MD	Independent	61.1
94	Alan B. Slifka Foundation, Inc.	NY	Independent	60.7
95	Progress Energy Foundation, Inc.	NC	Corporate	60.6
96	The Byrne Foundation, Inc.	NH	Independent	60.4
97	Fannie Mae Foundation	DC	Corporate	60.1
98	Alex Stern Family Foundation	ND	Independent	60.0
99	The Bank of America Charitable Foundation, Inc.	NC	Corporate	59.6
100	Jaquelin Hume Foundation	CA	Independent	59.0
101	The Robert W. Wilson Charitable Trust	NY	Independent	58.0
102	Bauman Family Foundation, Inc.	DC	Independent	57.7
103	The Irving Harris Foundation	IL	Independent	57.7
104	Christian A. Johnson Endeavor Foundation	NY	Independent	57.6
105	Kate B. Reynolds Charitable Trust	NC	Independent	57.3
106	Sarah Scaife Foundation, Inc.	PA	Independent	56.7
107	The Jess & Sheila Schwartz Family Foundation	AZ	Independent	55.6
108	MDU Resources Foundation	ND	Corporate	55.3
109	Kellogg's Corporate Citizenship Fund	MI	Corporate	55.1
110	Amon G. Carter Foundation	TX	Independent	54.6

**FOUNDATIONS MEETING NCRP'S CRITERIA FOR PHILANTHROPY AT ITS BEST  
GENERAL OPERATING SUPPORT (AS A PROPORTION OF TOTAL GIVING) (CONTINUED)**

FOUNDATION NAME	STATE	TYPE	%
111 The Thomas and Stacey Siebel Foundation	CA	Independent	54.4
112 Thomas & Dorothy Leavey Foundation	CA	Independent	53.7
113 Tiger Foundation	NY	Independent	53.5
114 The Judy and Michael Steinhardt Foundation	NY	Independent	53.3
115 Alabama Power Foundation, Inc.	AL	Corporate	53.3
116 The California Wellness Foundation	CA	Independent	53.0
117 The William and Flora Hewlett Foundation	CA	Independent	52.9
118 Berkshire Taconic Community Foundation	MA	Community	52.5
119 J. F Maddox Foundation	NM	Independent	52.4
120 U.S. Bancorp Foundation, Inc.	MN	Corporate	51.9
121 The Denver Foundation	CO	Community	51.7
122 Z. Smith Reynolds Foundation, Inc.	NC	Independent	51.5
123 Jay and Betty Van Andel Foundation	MI	Independent	51.4
124 Lozier Foundation	NE	Independent	50.9
125 The Morris and Gwendolyn Cafritz Foundation	DC	Independent	50.0

**PERCENT OF FOUNDATIONS  
MEETING NCRP'S CRITERIA FOR MULTI-  
YEAR FUNDING**

- Foundations Designating 50% or More of Grant Dollars for Multi-Year Funding
- Foundations Designating Less Than 50% of Grant Dollars for Multi-Year Funding


**Giving for multi-year support**

For multi-year grants, 483 foundations of our 809 foundation sample provided at least one multi-year grant during the three-year time period. Just below 60 percent (59.7 percent) of the total sample provided at least one multi-year grant. This number is disturbing, considering the stated constraints on smaller foundations' ability to provide this type of support. Because the Foundation Center tracks only larger foundations, if smaller foundations were included in the sample, the numbers would be even lower. Interestingly, these findings align with self-reported data from the 2008 GEO survey that found that 60 percent of foundations, regardless of asset size, provided multi-year grants sometimes, often or always.<sup>438</sup> For foundations that made any multi-year grants, the median when measuring multi-year grants as a proportion of overall grantmaking was just below 34 percent (33.7).

Leading the field, 132, or 16.3 percent of the total NCRP sample, provided 50 percent or more of their grant dollars as multiyear grants.<sup>439</sup> This is the benchmark for Philanthropy at Its Best. Once again, we remind readers that just because a grantmaker is not listed here does not necessarily mean it does not meet or exceed this benchmark for multi-year grants. Various reasons cited earlier could lead to their exclusion from this list of field leaders.



**FOUNDATIONS MEETING NCRP'S CRITERIA FOR PHILANTHROPY AT ITS BEST  
MULTI-YEAR FUNDING (AS A PROPORTION OF TOTAL GIVING)**

	FOUNDATION NAME	STATE	TYPE	%
1	Vermont Community Foundation	VT	Community	98.7
2	W. K. Kellogg Foundation	MI	Independent	97.1
3	The Community Foundation of Louisville, Inc.	KY	Community	96.0
4	William T. Grant Foundation	NY	Independent	93.3
5	Bill & Melinda Gates Foundation	WA	Independent	93.3
6	The Robert Wood Johnson Foundation	NJ	Independent	91.6
7	Josiah Macy, Jr. Foundation	NY	Independent	91.6
8	The California Wellness Foundation	CA	Independent	90.8
9	The Andrew W. Mellon Foundation	NY	Independent	90.5
10	The McKnight Foundation	MN	Independent	88.8
11	John D. and Catherine T. MacArthur Foundation	IL	Independent	88.3
12	Carnegie Corporation of New York	NY	Independent	87.9
13	Lumina Foundation for Education, Inc.	IN	Independent	87.2
14	Hillman Foundation	PA	Independent	87.1
15	Alfred P. Sloan Foundation	NY	Independent	86.9
16	The Bodman Foundation	NY	Independent	85.7
17	Mary Flagler Cary Charitable Trust	NY	Independent	85.7
18	Helen Bader Foundation, Inc.	WI	Independent	84.8
19	John S. and James L. Knight Foundation	FL	Independent	84.8
20	Foundation for Child Development	NY	Independent	84.1
21	The Starr Foundation	NY	Independent	83.6
22	The Joyce Foundation	IL	Independent	82.8
23	Hazel Ruby McQuain Charitable Trust	WV	Independent	81.6
24	Arizona Community Foundation	AZ	Community	80.4
25	Richard and Rhoda Goldman Fund	CA	Independent	80.2
26	Dyson Foundation	NY	Independent	79.6
27	Charles Stewart Mott Foundation	MI	Independent	79.4
28	The Meadows Foundation, Inc.	TX	Independent	79.0
29	The Dallas Foundation	TX	Community	78.5
30	Wallace Alexander Gerbode Foundation	CA	Independent	78.3
31	The Ford Foundation	NY	Independent	78.2
32	The New Hampshire Charitable Foundation	NH	Community	77.6
33	Community Foundation Silicon Valley	CA	Community	77.0
34	The William Penn Foundation	PA	Independent	77.0
35	Triangle Community Foundation	NC	Community	76.1
36	The Achelis Foundation	NY	Independent	76.0
37	The Denver Foundation	CO	Community	76.0
38	ExxonMobil Foundation	TX	Corporate	75.4
39	Omaha Community Foundation	NE	Community	74.9
40	The Cleo Foundation	CA	Independent	74.8
41	The Philadelphia Foundation	PA	Community	74.7
42	Lavelle Fund for the Blind, Inc.	NY	Independent	74.7
43	Meyer Memorial Trust	OR	Independent	74.6
44	Doris Duke Charitable Foundation	NY	Independent	74.5
45	The Greater Des Moines Community Foundation	IA	Community	74.2
46	Arkansas Community Foundation, Inc.	AR	Community	73.9
47	The Clark Foundation	NY	Independent	73.7

**FOUNDATIONS MEETING NCRP'S CRITERIA FOR PHILANTHROPY AT ITS BEST  
MULTI-YEAR FUNDING (AS A PROPORTION OF TOTAL GIVING) (CONTINUED)**

	FOUNDATION NAME	STATE	TYPE	%
48	The Hamilton Community Foundation, Inc.	OH	Community	73.7
49	The Columbus Foundation and Affiliated Organizations	OH	Community	73.5
50	Santa Barbara Foundation	CA	Community	73.4
51	The Ahmanson Foundation	CA	Independent	73.2
52	Jessie Smith Noyes Foundation, Inc.	NY	Independent	73.2
53	The Gamble Foundation	CA	Independent	72.4
54	The F. B. Heron Foundation	NY	Independent	72.4
55	The William and Flora Hewlett Foundation	CA	Independent	72.2
56	Roy A. Hunt Foundation	PA	Independent	71.9
57	M. J. Murdock Charitable Trust	WA	Independent	71.7
58	The Pittsburgh Foundation	PA	Community	71.5
59	Bush Foundation	MN	Independent	71.5
60	Dorot Foundation	RI	Independent	71.4
61	The Community Foundation for the National Capital Region	DC	Community	71.4
62	The Oregon Community Foundation	OR	Community	71.2
63	Bella Vista Foundation	CA	Independent	70.9
64	The Kimball Foundation	CA	Independent	70.7
65	Boston Foundation, Inc.	MA	Community	70.6
66	The Bolthouse Foundation	CA	Independent	70.5
67	The Rockefeller Foundation	NY	Independent	70.3
68	The Maine Community Foundation, Inc.	ME	Community	70.3
69	MetLife Foundation	NY	Corporate	70.1
70	The Melville Charitable Trust	MA	Independent	69.9
71	The Dayton Foundation	OH	Community	69.8
72	The Reinberger Foundation	OH	Independent	69.8
73	Greater Milwaukee Foundation	WI	Community	69.4
74	F. M. Kirby Foundation, Inc.	NJ	Independent	69.3
75	The Greater Cincinnati Foundation	OH	Community	69.3
76	Ben B. Cheney Foundation	WA	Independent	69.2
77	William Randolph Hearst Foundation	NY	Independent	69.2
78	Berkshire Taconic Community Foundation	MA	Community	69.0
79	AT&T Foundation	TX	Corporate	68.8
80	Community Foundation of Greater Memphis	TN	Community	68.7
81	Evelyn and Walter Haas, Jr. Fund	CA	Independent	68.6
82	The Arthur Vining Davis Foundations	FL	Independent	68.0
83	The San Francisco Foundation	CA	Community	67.9
84	The Henry Luce Foundation, Inc.	NY	Independent	67.6
85	The San Diego Foundation	CA	Community	67.5
86	The Fund for New Jersey	NJ	Independent	67.3
87	The Bothin Foundation	CA	Independent	67.3
88	Hartford Foundation for Public Giving	CT	Community	67.0
89	Hall Family Foundation	MO	Independent	66.8
90	The Retirement Research Foundation	IL	Independent	66.3
91	Rockefeller Brothers Fund, Inc.	NY	Independent	65.6
92	The John M. Lloyd Foundation	CA	Independent	65.5
93	The California Endowment	CA	Independent	64.7

**FOUNDATIONS MEETING NCRP'S CRITERIA FOR PHILANTHROPY AT ITS BEST  
MULTI-YEAR FUNDING (AS A PROPORTION OF TOTAL GIVING) (CONTINUED)**

FOUNDATION NAME	STATE	TYPE	%
94 Con Alma Health Foundation, Inc.	NM	Independent	64.7
95 Gannett Foundation, Inc.	VA	Corporate	64.4
96 The Hearst Foundation, Inc.	NY	Independent	64.4
97 The Andy Warhol Foundation for the Visual Arts	NY	Independent	64.4
98 The Minneapolis Foundation	MN	Community	64.4
99 The Ford Family Foundation	OR	Independent	64.4
100 The Annie E. Casey Foundation	MD	Independent	64.1
101 Community Foundation for Southeast Michigan	MI	Community	63.4
102 The Seattle Foundation	WA	Community	63.0
103 Peninsula Community Foundation	CA	Community	62.8
104 The Kovner Foundation	NJ	Independent	62.8
105 The Thomas and Stacey Siebel Foundation	CA	Independent	62.7
106 Lilly Endowment Inc.	IN	Independent	62.5
107 Foellinger Foundation, Inc.	IN	Independent	62.5
108 The Chicago Community Trust	IL	Community	61.2
109 The Cleveland Foundation	OH	Community	60.4
110 The Community Foundation of Western North Carolina, Inc.	NC	Community	60.2
111 Open Society Institute	NY	Operating	59.7
112 The Burton D. Morgan Foundation	OH	Independent	59.1
113 Jessie Ball duPont Fund	FL	Independent	59.1
114 The New York Community Trust	NY	Community	58.7
115 Otto Bremer Foundation	MN	Independent	58.1
116 The William H. Donner Foundation	NY	Independent	58.0
117 McGregor Fund	MI	Independent	57.5
118 Mote Scientific Foundation, Inc.	FL	Independent	57.2
119 The Ella West Freeman Foundation	LA	Independent	57.1
120 The James Irvine Foundation	CA	Independent	56.1
121 The George Gund Foundation	OH	Independent	56.0
122 The Blandin Foundation	MN	Independent	55.6
123 The Skillman Foundation	MI	Independent	55.2
124 The Ave Maria Foundation	MI	Independent	55.0
125 Fannie Mae Foundation	DC	Corporate	54.8
126 Energy Foundation	CA	Independent	53.7
127 The Grainger Foundation Inc.	IL	Independent	52.9
128 Community Foundation of Greater Fort Wayne, Inc.	IN	Community	51.9
129 The Icahn Family Foundation	NY	Independent	51.7
130 Community Foundation of Greenville, Inc.	SC	Community	51.5
131 Helena Rubinstein Foundation, Inc.	NY	Independent	51.1
132 The Bristol-Myers Squibb Foundation, Inc.	NY	Corporate	50.2

### Setting the bar for Ethics and Commitment

The Ethics and Commitment chapters of this book identify specific grantmaking institutions that meet the benchmarks established by these criteria. For numerous reasons, NCRP is unable to provide an accurate analysis of the proportion of funders that meet or exceed the thresholds established in these chapters. For example, to assess the proportion of foundations that do not compensate trustees in any form, including allowing them to make discretionary grants, requires a centralized database that maintains up-to-date data information drawn from the IRS's form 990 PF's and primary data collection conducted to examine foundation financial operations not reflected on the tax form (such as discretionary grantmaking in lieu of monetary compensation). There also is no database that records whether a foundation includes grantee or community representatives on its board of directors. Until such time as these data become available, it is not possible to analyze individual funder practices with rigor and credibility.

The exemplary foundations cited in the Ethics chapter that maintain and implement policies and practices that ensure ethical behavior are drawn from secondary analysis and individual foundation research. Thus, for example, those funders that subscribe to and publicly disclose conflict of interest and whistleblower protection policies are drawn from these sources. Further, there is no way to ensure that a grantmaking institution that maintains these policies in fact implements them. Future NCRP research and analysis from others working in the field may provide some more robust data for analysis of disaggregated data. Regarding disclosure of relevant information, the same issues arise as with maintaining practices and policies that ensure ethical behavior. A final caveat that applies to the benchmarks for these two metrics is that much of the data are qualitative in nature and would require comprehensive analysis of individual annual reports, focus group discussions and telephone interviews to gauge individual grantmaker theory and practice. NCRP or others in the sector may undertake this work at a future point, but in the interim, NCRP encourages more grantmakers to either include this information in annual reports or make the information readily available on funder web sites for public disclosure.

The Commitment chapter establishes a generous payout rate with a minimum of 6 percent of grant dollars allocated for grants only. The narrative presents

aggregate statistics on foundation grants drawn from the latest edition of the *Nonprofit Almanac*. NCRP is confident that these data present a reliable picture of sector-wide giving trends across the grantmaking community. At a future date, NCRP may conduct further research by analyzing grants on individual 990 PF forms, but in the interim, the aggregate statistics present a reasonably solid and defensible quantitative supplement to the rationale for why this metric was established at this level.<sup>440</sup> As also noted in the narrative, mission investing, although practiced increasingly by many foundations, is not a required piece of financial information disclosed on either the IRS's 990 or 990 PF forms. Thus, NCRP relied on the FSG Social Impact Advisors' analysis of mission investing and worked with FSG and individual foundation executives and financial managers to secure the detailed mission investing data presented in this chapter. The lack of publicly available mission investing data is a disservice to grantmakers: some exemplary funders are not getting the credit they well might deserve if these data were available publicly. NCRP encourages more grantmaking institutions to provide detailed and comprehensive information on the non-grantmaking ways in which they are advancing their mission. By investing 25 percent of its assets using investment screens, shareholder proxy voting and proactive mission investing, a funder demonstrates exemplary stewardship of the partly public dollars with which it is entrusted. As with the primary data analyses for Values and Effectiveness, not being included as a "field leader" does not imply that a specific funder fails to meet that criterion; rather, it is the result of the problems with data availability noted throughout this appendix.

## NOTES FOR DATA APPENDIX

430. NCRP recognizes that immigrants and refugees are two discrete groups but the current Foundation Center classification system records these two groups together.
431. Lesbian, Gay, Bisexual, Transgendered or Questioning.
432. The Foundation Center refers to these groups as “Special Population Groups.”
433. The lower and upper bound figures presented in this table are from various years in the time period of 1998 through 2006; in other words, these bounds do not represent the figures from the start and end years but instead present data on overall giving trends in the full Foundation Center samples for the entire time period.
434. The authors defined social justice philanthropy as “the granting of philanthropic contributions to nonprofit organizations based in the United States and other countries that work for structural change in order to increase the opportunity of those who are the least well off politically, economically, and socially.” Importantly, this definition is not intended to convey or support any specific ideological or political position.
435. The search set is based on the Foundation Center’s grants sample database, which includes all grants of \$10,000 or more awarded to organizations by a sample of 1,172 larger foundations for circa 2004, 1,154 for circa 2005, and 1,263 for circa 2006. For community foundations, only discretionary grants are included. Grants to individuals are not included in the file.
436. The two metrics described in this criterion are not additive. It is assumed that the 25 percent of grant dollars going for advocacy and organizing work will be a subset of the 50 percent of grant dollars going for the intended benefit of marginalized communities.
437. The Foundation Center’s grants classification system does not differentiate between unrestricted core support versus negotiated core support; both are included in the general operating support category.
438. Harder+Company. *Grantmaking Practices that Support Grantee Success: Survey Report*, (Washington, D.C.: Grantmakers for Effective Organizations, October 2008), 27. GEO’s analysis identified this figure as statistically significant; the p-value for this statistic was <0.001 meaning that the probability that their findings do not reflect reality based on self-reported multiyear funding is less than 1 in 1,000.
439. The two metrics described in this criterion are not additive. For example, a grant that is both multiyear and for general support counts toward meeting both measures.
440. Because the grants data analysis of this section in the chapter presents the data disaggregated by foundation asset size, grantmakers can compare the proportion of their portfolios allocated to grants only with peer institutions to assess their individual performances.

## NCRP STAFF

Meredith Brodbeck	COMMUNICATIONS ASSISTANT
Julia Craig	RESEARCH ASSISTANT
Aaron Dorfman	EXECUTIVE DIRECTOR
Kevin Faria	DEVELOPMENT DIRECTOR
Niki Jagpal	RESEARCH DIRECTOR
Melissa Johnson	FIELD DIRECTOR
Kevin Laskowski	FIELD ASSOCIATE
Anna Kristina (“Yna”) C. Moore	COMMUNICATIONS DIRECTOR
Lisa Ranghelli	SENIOR RESEARCH ASSOCIATE
Beverley Samuda-Wylder	SENIOR ADMINISTRATIVE ASSOCIATE

## NCRP BOARD OF DIRECTORS

### OFFICERS

David R. Jones	(CHAIR) COMMUNITY SERVICE SOCIETY OF NEW YORK
Diane Feeney	(VICE CHAIR) FRENCH AMERICAN CHARITABLE TRUST
Dave Beckwith	(SECRETARY) NEEDMOR FUND
Rhoda Karpatkin	(TREASURER) CONSUMERS UNION

### DIRECTORS

Marilyn Aguirre-Molina	LEHMAN COLLEGE, CITY UNIVERSITY OF NEW YORK
Christine Ahn	KOREA POLICY INSTITUTE
Andrea Alexander	CHINOOK WIND ENTERPRISES
Lana Cowell	NATIONAL ALLIANCE FOR CHOICE IN GIVING*
Louis T. Delgado	INDEPENDENT CONSULTANT*
Robert Edgar	COMMON CAUSE
Pablo Eisenberg	PUBLIC POLICY INSTITUTE, GEORGETOWN UNIVERSITY
Richard Farias	TEJANO CENTER FOR COMMUNITY CONCERNS*
Marjorie Fine	CENTER FOR COMMUNITY CHANGE
Cynthia Guyer	SAN FRANCISCO SCHOOLS ALLIANCE
Judy Hatcher	ENVIRONMENTAL SUPPORT CENTER
Priscilla Hung	GRASSROOTS INSTITUTE FOR FUNDRAISING
Larry Kressley	PUBLIC WELFARE FOUNDATION*
Gara LaMarche	THE ATLANTIC PHILANTHROPIES
Pete Manzo	UNITED WAYS OF CALIFORNIA
Nadia Moritz	THE YOUNG WOMEN’S PROJECT*
Russell Roybal	NATIONAL GAY AND LESBIAN TASK FORCE
William Schulz	CENTER FOR AMERICAN PROGRESS
Gary Snyder	NONPROFIT IMPERATIVE
Helen Vinton	SOUTHERN MUTUAL HELP ASSOCIATION
Sherece Y. West	WINTHROP ROCKEFELLER FOUNDATION
Jodi Williams	COMMUNITY SHARES OF MINNESOTA*

### PAST BOARD CHAIRS

Paul Castro	JEWISH FAMILY SERVICE OF LOS ANGELES
John Echohawk	NATIVE AMERICAN RIGHTS FUND
Pablo Eisenberg	PUBLIC POLICY INSTITUTE, GEORGETOWN UNIVERSITY
Terry Odendahl	NEW MEXICO ASSOCIATION OF GRANTMAKERS

\*Past NCRP directors who termed off during project finalization.  
*Organization affiliation for identification purposes only.*